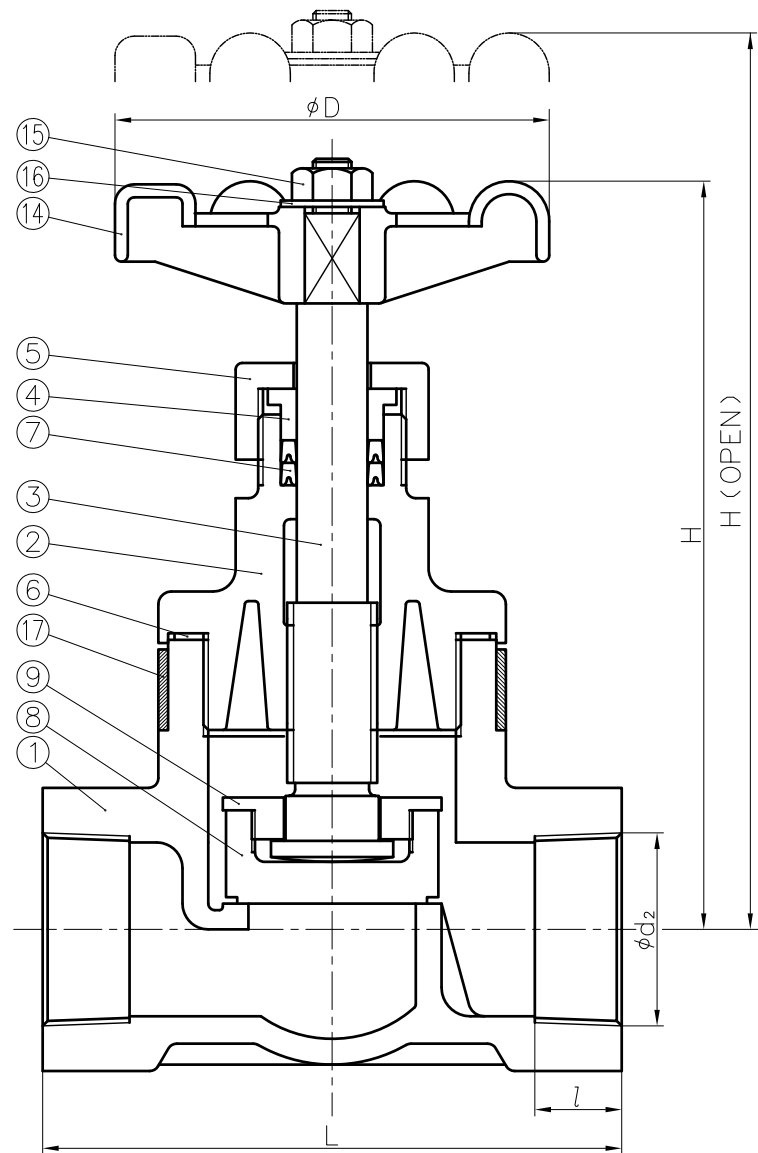


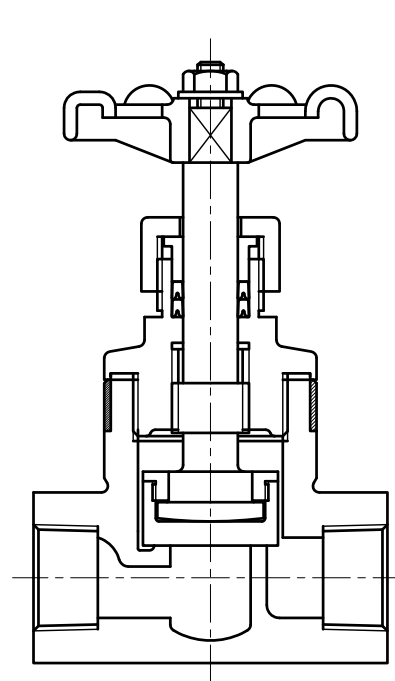
THREADED END

1 1/2" (40mm) ~ 2" (50mm)

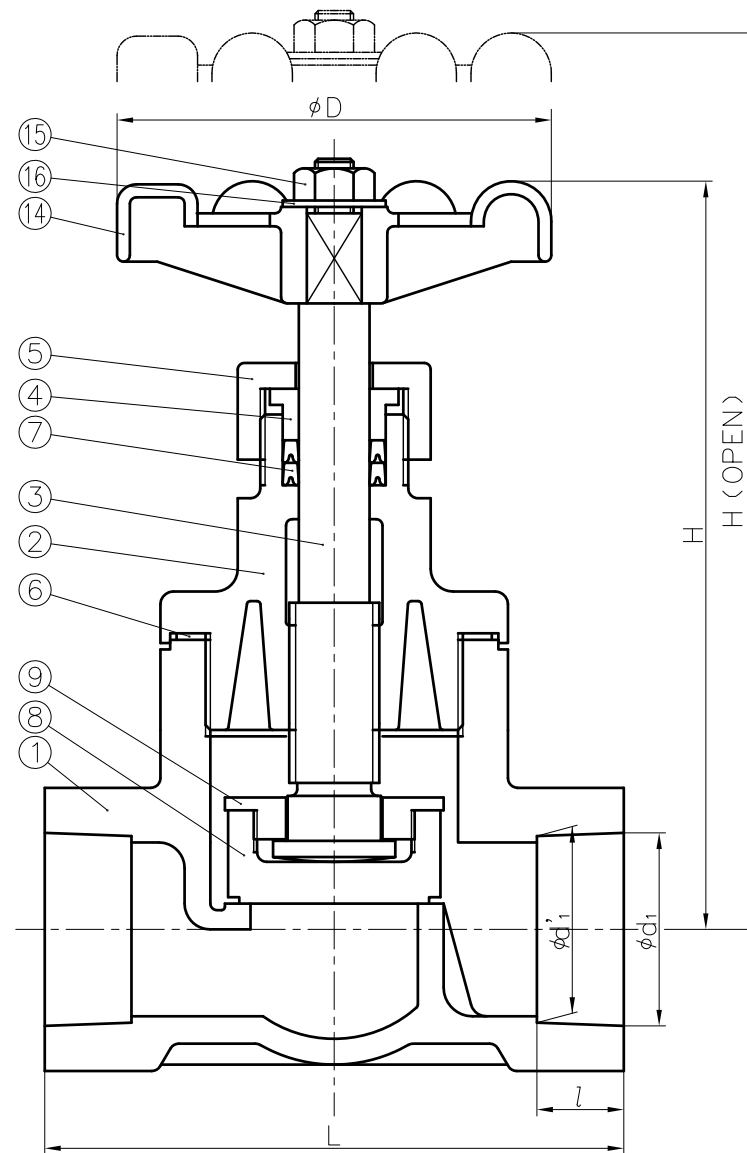


SOCKET END

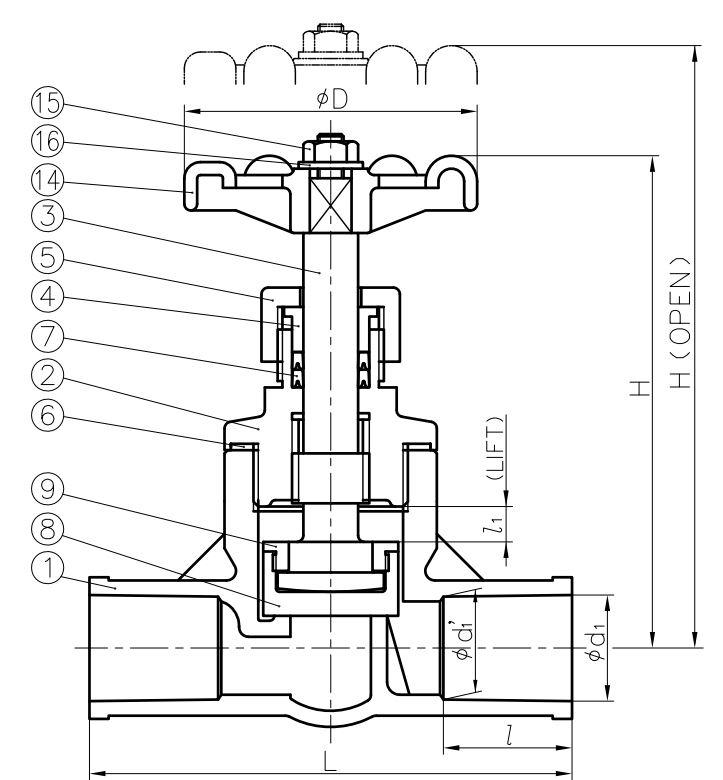
1/2" (15mm) ~ 1 1/4" (30mm)



1 1/4" (30mm) ~ 2" (50mm)



1/2" (15mm) ~ 1" (25mm)



DIMENSIONS TABLE

UNIT: Inch

NOMINAL SIZE	SOCKET END				THREADED END			D	l1	H	H(OPEN)
	PVC				d2	l	L				
	d1	d'1	l	L							
1/2" 15mm	0.848	0.836	1.18	4.33	1/2 - 14NPT	0.59	3.35	2.60	0.31	4.88	5.20
3/4 20	1.058	1.046	1.38	5.12	3/4 - 14NPT	0.71	3.74	2.60	0.31	5.20	5.51
1 25	1.325	1.310	1.57	5.91	1 - 11 1/2 NPT	0.79	4.33	3.58	0.43	5.91	6.34
1 1/4 30	1.670	1.655	0.94	5.31	1 1/4 - 11 1/2 NPT	0.98	5.31	3.58	0.51	6.06	6.57
1 1/2 40	1.912	1.894	1.09	5.51	1 1/2 - 11 1/2 NPT	0.98	5.51	5.31	0.67	8.58	9.25
2 50	2.387	2.369	1.16	7.09	2 - 11 1/2 NPT	1.06	7.09	5.31	0.87	9.33	10.20

NOTE. The shape and appearance of assembly differ a little with nominal size compared to this drawing.

17	RING FOR REINFORCING	1	STAINLESS STEEL (SUS304)	used for PP BODY
16	WASHER	1	PVC	
15	NUT (A)	1	PVC	
14	HAND WHEEL	1	P P	
9	STEM HOLDER	1	P P	
8	DISC	1	P P	
7	GLAND PACKING	1set	<input type="checkbox"/> EPDM <input type="checkbox"/> PTFE <input type="checkbox"/> Others	1) In case that GLAND PACKING is PTFE ; EPDM coated with PTFE
6	SHEET GASKET 1)	1		
5	GLAND NUT	1		
4	GLAND	1	<input type="checkbox"/> PVC	
3	STEM	1		
2	BONNET	1	<input type="checkbox"/> PP	
1	BODY	1		
No.	DESCRIPTION	QTY.	MATERIAL	REMARKS

ITEM	STOP VALVE ASS'Y ANSI : <input type="checkbox"/> SOCKET END, <input type="checkbox"/> THREADED END 1/2" (15mm) ~ 2" (50mm)		
DRAWN	M.Oosako	DATE	SCALE
CHECKED	H.Kawano	MAR.31.2009	~
APPROVED	Y.Ozaki	DRAWING No. ST-M1002AE	
SPECIAL ORDER No.	ASAHI YUKIZAI CORPORATION		