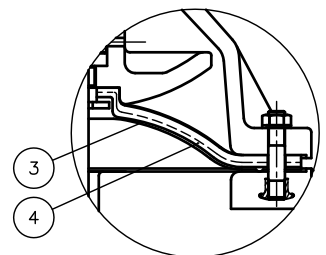
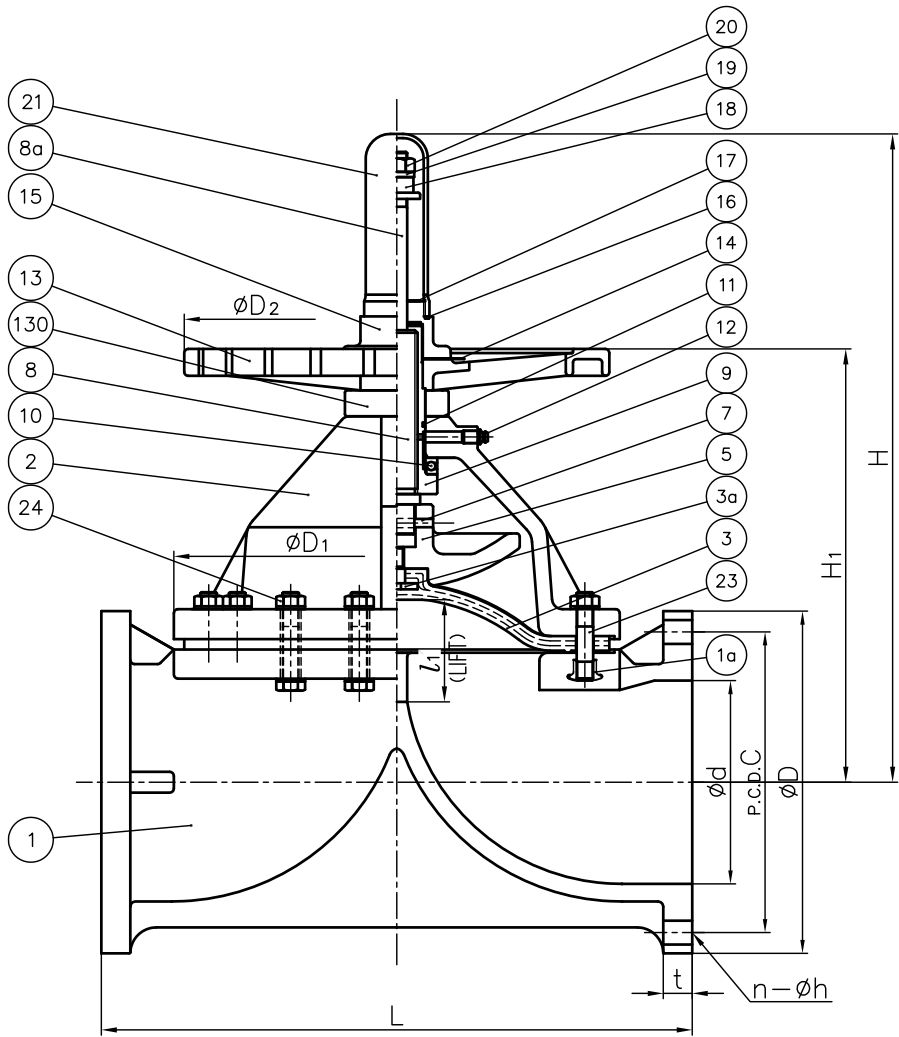
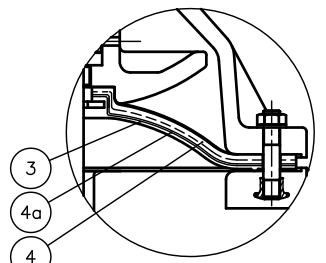


NOTE.

- Diaphragms except EPDM and PTFE are available in FKM, VIFLON-C (FKM-C), VIFLON-F (FKM-F), CSM and NBR when required.
- The shape and appearance of assembly differ a little with nominal size compared to this drawing.



In case of PTFE diaphragm.



In case of PTFE diaphragm with cushion cover.

DIMENSIONS TABLE

Nominal size	d	ANSI Class 150					D ₁	D ₂	L	t	l ₁	H ₁	H
		D	C	n	h								
8" 200mm	7.72	13.50	11.75	8	0.88	16.93	16.14	22.44	1.10	3.74	16.50	24.69	
10 250	9.72	16.00	14.25	12	1.00	21.26	22.05	26.77	1.18	5.04	20.08	30.63	

Unit:inch

1a	INSERTED NUT	-	COPPER ALLOY	C3604
130	THRUST RING (B)	1	PP	
24	BOLT&NUT (A)	8sets	STAINLESS STEEL	SUS304
23	STUD BOLT&NUT	-	STAINLESS STEEL	SUS304
21	GAUGE COVER	1	PC	
20	NUT	1	STAINLESS STEEL	SUS304
19	SPRING WASHER	1	STAINLESS STEEL	SUS304
18	STOPPER	1	Chromized STEEL	SS400
17	SHEET RING	1	STAINLESS STEEL	SUS304
16	SHEET GASKET (A)	1	EPDM	
15	CAP	1	PP	
14	NAME PLATE	1	PVC	
13	HAND WHEEL	1	PP	
12	GREASE NIPPLE	1	COPPER ALLOY	C3604
11	O-RING (A)	1	NBR	
10	THRUST BEARING (A)	1	HIGH CARBON CHROMIUM BEARING	SUJ2
9	SLEEVE (A)	1	COPPER ALLOY	C3604
8a	INDICATOR ROD	1	STAINLESS STEEL	SUS304
8	STEM	1	COPPER ALLOY	C3604
7	COMPRESSOR PIN	1	STAINLESS STEEL	SUS304
5	COMPRESSOR	1	Chromized CAST IRON	FC200
4a	CUSHION COVER	1	□nothing □PVDf	used for PTFE diaphragm
4	CUSHION	1	□EPDM □others ()	used for PTFE diaphragm
3a	INSERTED METAL OF DIAPHRAGM (A)	1	STAINLESS STEEL	SUS304
3	DIAPHRAGM	1	□EPDM □PTFE □others ()	
2	BONNET	1	PVC	
1	BODY	1	PVC	
No.	DESCRIPTION	QTY.	MATERIAL	REMARKS

ITEM	DIAPHRAGM VALVE (TYPE 72) ASS'Y ANSI Class 150 : FLANGED END 8" (200mm) · 10" (250mm)		
DRAWN	E.Emmei	DATE	SCALE
CHECKED	H.Kawano	MAY.28.2019	~
APPROVED	K.Koushou	DRAWING No.	
SPECIAL ORDER No.		DF-M1001AE	③
ASAHI YUKIZAI CORPORATION			