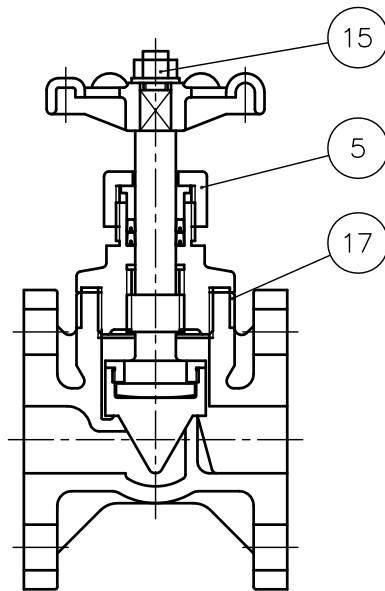
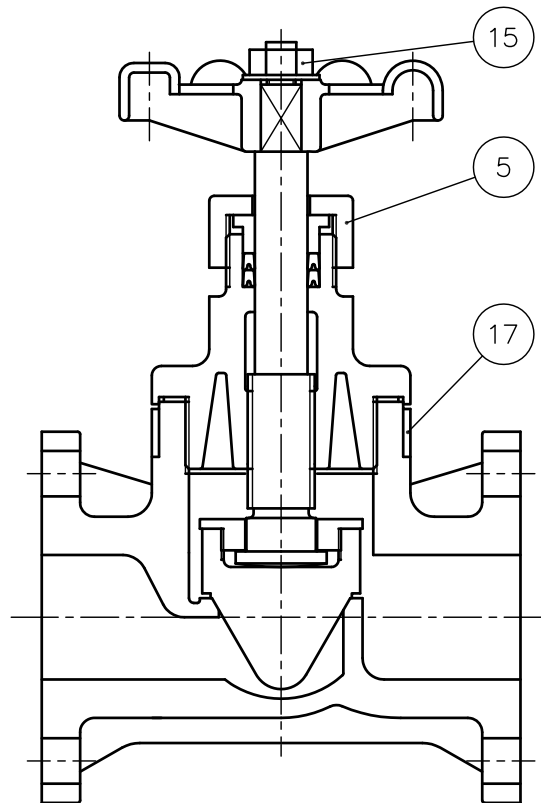


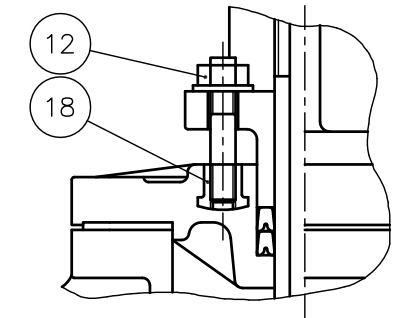
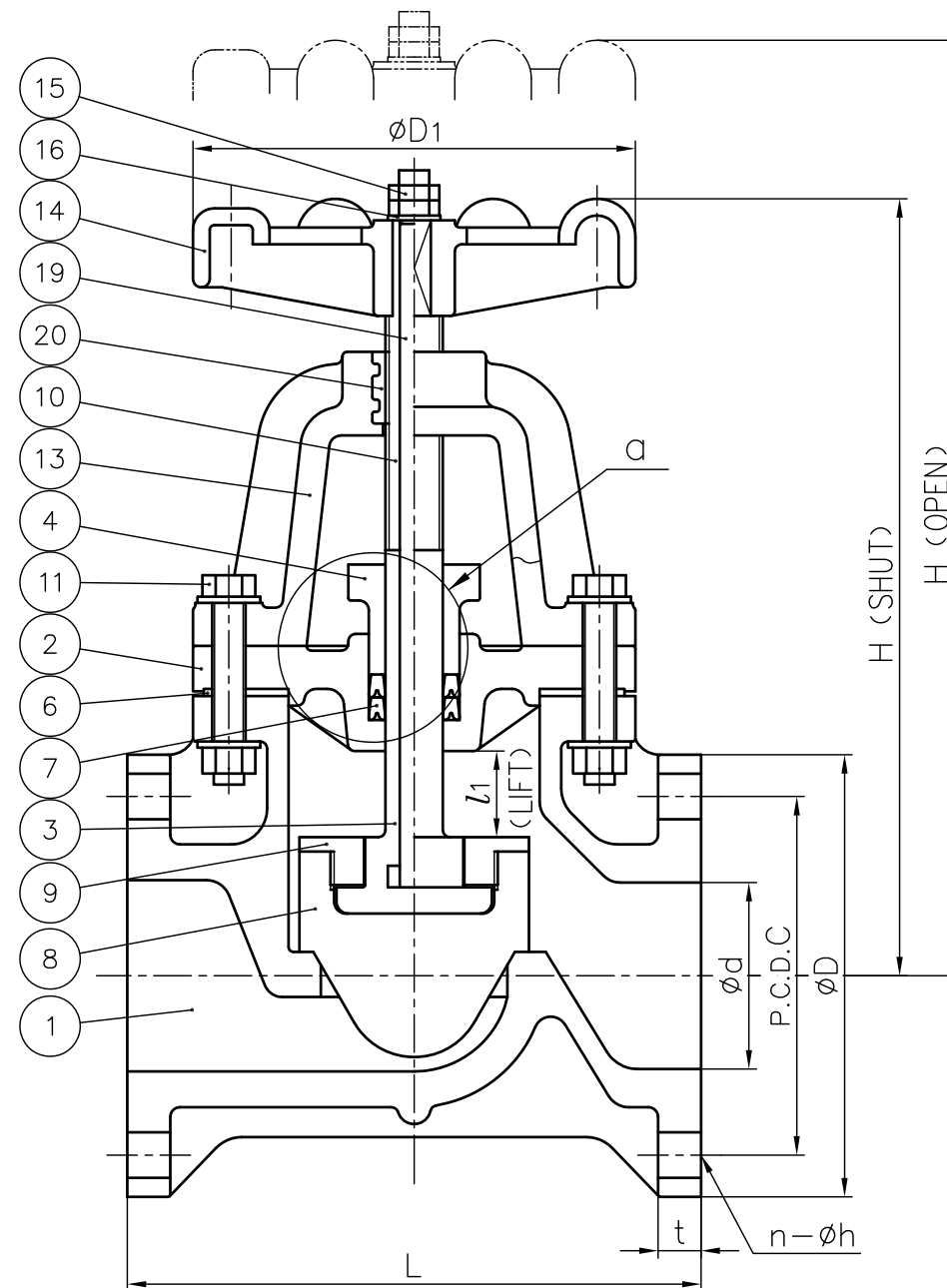
15 mm (1/2") - 30 mm (1 1/4")



40 mm (1 1/2") & 50 mm (2")



65 mm (2 1/2") - 100 mm (4")



Detail of Part "a"

DIMENSIONS TABLE

Unit: mm

Nominal Size	d	JIS 5K				JIS 10K				L	t	D ₁	l ₁	H	
		D	C	n	h	D	C	n	h					SHUT	OPEN
15mm 1/2"	18	80	60	4	12	95	70	4	15	85	12	66	8	124	132
20 3/4"	24	85	65	4	12	100	75	4	15	95	14	66	8	132	140
25 1"	28	95	75	4	12	125	90	4	19	110	14	91	11	150	161
30 1 1/4"	37	115	90	4	15	135	100	4	19	135	16	91	13	154	167
40 1 1/2"	41	120	95	4	15	140	105	4	19	190	16	135	17	210	230
50 2"	52	130	105	4	15	155	120	4	19	200	16	135	22	228	252
65 2 1/2"	67	155	130	4	15	175	140	4	19	220	18	185	35	310	345
80 3"	78	180	145	4	19	185	150	8	19	240	18	185	35	324	359
100 4"	100	200	165	8	19	210	175	8	19	290	18	185	40	379	419

NOTE. The shape and appearance of assembly differ a little with nominal size compared to this drawing.

No.	DESCRIPTION	QTY.	MATERIAL	REMARKS
20	INSERTED METAL	1	BRONZE (BC6)	Used for Size 65mm-100mm
19	INSERTED METAL OF STEM	1	STEEL (SS400)	Used for Size 65mm-100mm
18	INSERTED NUT	2	COPPERALLOY (3604)	Used for Size 65mm-100mm
17	RING FOR REINFORCING	1	STAINLESS STEEL (SUS304)	Used for PP Body Size 15mm-50mm
16	WASHER	1	PVC	Used for Size 15mm-50mm
		1	STAINLESS STEEL (SUS304)	Used for Size 65mm-100mm
15	NUT (A)	1	PVC	Used for Size 15mm-50mm
		2	STAINLESS STEEL (SUS304)	Used for Size 65mm-100mm
14	HAND WHEEL	1	PP	
13	SUPPORT OF STEM	1	PP	Used for Size 65mm-100mm
12	STUD BOLT NUT	2	STAINLESS STEEL (SUS304)	Used for Size 65mm-100mm
11	BOLT · NUT	8	STAINLESS STEEL (SUS304)	Used for Size 65mm-100mm
10	STEM WITH TRAPEZOID SCREW	1	COPPERALLOY (3604)	Used for Size 65mm-100mm
9	STEM HOLDER	1	PP	
8	DISC	1	PP	
7	GLAND PACKING	1set	<input type="checkbox"/> EPDM <input type="checkbox"/> PTFE <input type="checkbox"/> Others	3) In case that GLAND PACKING is PTFE ;EPDM Coated with PTFE
6	SHEET GASKET ³⁾	1	()	
5	GLAND NUT ²⁾	1		1) 65mm-100mm: PP
4	GLAND	1		2) Used for Size 15mm-50mm
3	STEM ¹⁾	1	<input type="checkbox"/> PVC <input type="checkbox"/> PP	
2	BONNET	1		
1	BODY	1		

ITEM	STOP VALVE ASS'Y JIS: FLANGED END (□JIS 5K, □JIS 10K) 15mm (1/2") ~ 100mm (4")		
DRAWN	M.Yamamoto	DATE	SCALE
CHECKED	H.Kawano	AUG.30.2012	~
APPROVED	H.Kouroggi	DRAWING No.	
SPECIAL ORDER No.		ST-M1001JE	△

ASAHI YUKIZAI CORPORATION